



2012



QBE

asboka
australian superbike championships

MOTUL

**Round 6 : Phillip Island GP Circuit : August 17 - 19****SUPERBIKE / PROSTOCK****Qualifying 1**Date: 18/08/12
Event: Q05
Weather: Shower - Temp: 10.8C
Track: Damp - Temp: 14.2CStarted at: 11:20:02
Laps: 30 Min
Starters: 25
Printed at: 11:57**PROVISIONAL CLASSIFICATION**

Pos	No	Gr	Name	Class	Machine	Fastest Lap	On Lap	Behind Prev	Behind Leader	Top Speed
1	47	A	Wayne MAXWELL (NSW) / Team Honda Racing	SB	Honda CBR-RR	1:37.785	6 of 6			276
2	12	A	Ben ATTARD (QLD) / Team Suzuki	SB	Suzuki GSX-R	1:38.762	9 of 9	.977	.977	278
3	27	A	Jamie STAUFFER (NSW) / Team Honda Racing / Doric / AWS / Motologic	SB	Honda CBR-RR	1:39.326	5 of 8	.564	1.541	274
4	21	A	Joshua WATERS (VIC) / Team Suzuki	SB	Suzuki GSX-R	1:40.298	7 of 7	.972	2.513	281
5	1	A	Glenn ALLERTON (NSW) / Dynotech Maxima BMW Race Team / Akropovic / Zoom Recruitment	SB	BMW S RR	1:40.451	6 of 6	.153	2.666	276
6	7	A	Robert BUGDEN (QLD) / Team Volvo Group Suzuki	SB	Suzuki GSX-R	1:41.264	9 of 9	.813	3.479	278
7	86	A	Beau BEATON (NSW) / Racers Edge Perform. / Suzuki Aust. / PTR / Verngraham Suzuki	SB	Suzuki GSX-R	1:41.928	10 of 10	.664	4.143	273
8	23	A	Scott CHARLTON (VIC)	SB	Suzuki GSX-R	1:44.160	2 of 2	2.232	6.375	274
9	52	A	Nicholas WATERS (VIC) / GAS Honda Racing / ARAI / Kirk McCarthy Award	PS	Honda CBR-RR	1:46.063	7 of 9	1.903	8.278	273
10	18	A	Ben HENRY (QLD) / Cube Racing / Australian Outdoor Living / Weld West	SB	Suzuki GSX-R	1:46.784	3 of 8	.721	8.999	267
11	24	A	Chas HERN (VIC) / Pope Building Serv. / High Octane M-cycles / chashernracing.com	PS	Suzuki GSX-R	1:48.333	5 of 5	1.549	10.548	252
12	43	B	Bryce VAN HOOFF (VIC) / Mototrack Accessories / Powersports Kawasaki	PS	Kawasaki ZX10R	1:48.888	5 of 5	.555	11.103	243
13	32	C	Ben HOOKE (VIC) / Hooke Pest Control	SB	Honda CBR-RR	1:49.902	11 of 11	1.014	12.117	260
14	36	A	Murray CLARK (QLD) / Griffo's Haulage Morawbah / Wet4U Race Fairings / Teknik	PS	BMW S RR	1:50.046	10 of 10	.144	12.261	256

Chief Time Keeper - Scott Laing

Clerk of Course - Tom Williams




Computime Race Timing Systems Pty Ltd © 1996-2008

Licensed to Computime Race Timing Systems

www.computime.com.au**COMPUTIME RACE TIMING SYSTEMS PTY LTD**

9 Timber Lane, Glen Waverley, Vic 3150. Ph : 0418 17 13 17

E-mail : scott@computime.com.au



2012



QBE

asbko
australian superbike championships

MOTUL

**Round 6 : Phillip Island GP Circuit : August 17 - 19****SUPERBIKE / PROSTOCK****Qualifying 1**Date: 18/08/12
Event: Q05
Weather: Shower - Temp: 10.8C
Track: Damp - Temp: 14.2CStarted at: 11:20:02
Laps: 30 Min
Starters: 25
Printed at: 11:57**PROVISIONAL CLASSIFICATION**

Pos	No	Gr	Name	Class	Machine	Fastest Lap	On Lap	Behind Prev	Behind Leader	Top Speed
15	22	B	Nathan HOUTERMAN (QLD) / Porters Plainland Hotel / Averys Concrete Cutting / Madif	PS	Honda CBR-RR	1:50.803	5 of 5	.757	13.018	248
16	71	B	Phil LOVETT (NSW) / Lovett's Cessnock Earthmoving / Central Coast Harley Davidson / ARAI	PS	Kawasaki ZX10R	1:51.534	4 of 4	.731	13.749	251
17	5	A	Ben NICOLSON (VIC) / Ords Motorcycles Kawasaki Racing Ararat	PS	Kawasaki ZX10R	1:51.794	8 of 8	.260	14.009	260
18	34	A	John PHELAN (VIC) / Mornington Kawasaki / Bargain Bike Gear / Maxima	SB	Kawasaki ZX10R	1:53.690	5 of 7	1.896	15.905	245
19	88	B	Jesse WACKER (QLD) / QBE Insurance / AIROH Helmets / Five Gloves	PS	BMW S RR	1:54.088	3 of 3	.398	16.303	245
20	41	B	Luke JOYCE / Race Lines	PS	Honda CBR 1000	1:54.588	6 of 8	.500	16.803	252
21	17	D	Sophie LOVETT (NSW) / Central Coast Harley Davidson / Lovett's Earthmoving	PS	Kawasaki ZX10R	1:55.665	2 of 4	1.077	17.880	231
22	54	B	Chris WACKER (QLD) / QBE Insurance / AIROH Helmets / Five Gloves	PS	BMW S RR	1:56.228	9 of 9	.563	18.443	242
23	8		Alastair HOOGENBOEZEM (NZ) / Cube Racing / Australian Outdoor Living / Leda	SB	Suzuki GSX-R	2:02.033	2 of 2	5.805	24.248	203
24	38	A	Linden MAGEE (QLD) / Procon Maxima BMW / Motolife	PS	BMW S RR	2:03.206	1 of 1	1.173	25.421	253
25	64	C	Aaron MORRIS (NSW) / Maxima Kawasaki / Longwall Haul	PS	Kawasaki ZX10R	2:06.670	1 of 2	3.464	28.885	238

Current qualifying record for SBK class - 1:32.581 by Wayne MAXWELL (VIC) on a Honda CBR RR set on 27/11/09

Current qualifying record for PS class - 1:35.281 by Dustin GOLDSMITH (NSW) on a Kawasaki ZX10R set on 24/02/12

*** Indicative qualifying time - 1:42.452 (Superbike) / 2:01.972 (Pro-stock) ***

The results are provisional until the end of the time limit for protests and appeals.

Chief Time Keeper - Scott Laing

Clerk of Course - Tom Williams




Computime Race Timing Systems Pty Ltd © 1996-2008

Licensed to Computime Race Timing Systems

www.computime.com.au**COMPUTIME RACE TIMING SYSTEMS PTY LTD**

9 Timber Lane, Glen Waverley, Vic 3150. Ph : 0418 17 13 17

E-mail : scott@computime.com.au



2012



Round 6 : Phillip Island GP Circuit : August 17 - 19

SUPERBIKE / PROSTOCK

Qualifying 1

Date: 18/08/12
 Event: Q05
 Weather: Shower - Temp: 10.8C
 Track: Damp - Temp: 14.2C

Started at: 11:20:02
 Laps: 30 Min
 Starters: 25
 Printed at: 11:57


PROVISIONAL LAP TIMES

No	Name	Lap 1	Lap 2	Lap 3	Lap 4	Lap 5	Lap 6	Lap 7	Lap 8	Lap 9	Lap 10
1	Glenn ALLERTON (NSW)	2:08.981	1:52.729	1:50.522	15:20.730	1:55.147	1:40.451				
5	Ben NICOLSON (VIC)	2:13.117	1:56.991	1:56.285	7:06.924	5:17.294	2:13.317	1:55.076	1:51.794		
7	Robert BUGDEN (QLD)	2:10.885	8:36.092	2:17.348	1:51.758	1:47.897	1:47.164	1:48.138	1:41.498	1:41.264	
8	Alastair HOOGENBOEZEM (NZ)	2:16.717	2:02.033								
12	Ben ATTARD (QLD)	2:15.527	1:56.644	1:52.059	12:59.059	2:06.582	1:42.983	1:57.035	1:40.428	1:38.762	
17	Sophie LOVETT (NSW)	2:06.380	1:55.665	1:55.946	1:57.222						
18	Ben HENRY (QLD)	2:06.449	1:49.952	1:46.784	1:47.420	1:47.386	4:15.566	2:36.953	1:48.930		
21	Joshua WATERS (VIC)	2:07.972	1:48.151	16:15.333	2:05.349	1:41.017	1:40.978	1:40.298			
22	Nathan HOUTERMAN (QLD)	3:17.731	2:13.587	2:00.576	1:53.462	1:50.803					
23	Scott CHARLTON (VIC)	1:55.953	1:44.160								
24	Chas HERN (VIC)	2:04.050	1:49.068	7:34.963	1:58.267	1:48.333					
27	Jamie STAUFFER (NSW)	9:08.663	1:57.239	1:42.301	1:40.027	1:39.326	2:25.266	1:58.694	1:43.920		
32	Ben HOOKE (VIC)	2:14.385	2:01.311	1:58.300	1:57.167	5:01.143	2:08.262	1:52.943	1:51.007	1:51.586	1:49.985
	10	1:49.902									
34	John PHELAN (VIC)	2:26.315	2:09.298	1:59.533	1:54.539	1:53.690	6:33.292	3:29.704			
36	Murray CLARK (QLD)	2:23.082	2:00.807	1:53.576	1:51.008	1:50.918	1:51.144	1:51.701	9:30.728	2:08.858	1:50.046
38	Linden MAGEE (QLD)		2:03.206								
41	Luke JOYCE	2:15.095	2:01.376	1:57.593	1:55.393	1:55.020	1:54.588	4:45.558	2:04.912		
43	Bryce VAN HOOFF (VIC)	2:02.698	1:52.181	11:55.303	2:17.355	1:48.888					
47	Wayne MAXWELL (NSW)	1:58.858	1:41.770	1:39.502	1:39.730	1:39.314	1:37.785				
52	Nicholas WATERS (VIC)	2:29.178	1:53.912	1:50.167	1:49.838	10:22.806	2:11.931	1:46.063	2:08.771	1:55.814	
54	Chris WACKER (QLD)	2:24.839	2:07.471	2:02.613	1:59.078	1:57.663	1:56.252	4:40.391	2:20.287	1:56.228	
64	Aaron MORRIS (NSW)	2:06.670	2:53.903								
71	Phil LOVETT (NSW)	4:27.676	2:08.102	1:52.359	1:51.534						
86	Beau BEATON (NSW)	7:14.179	2:04.089	1:52.175	1:51.273	8:00.867	2:01.368	1:45.051	1:46.345	1:46.477	1:41.928
88	Jesse WACKER (QLD)	2:24.093	1:57.339	1:54.088							

*** Indicative qualifying time - 1:42.452 (Superbike) / 2:01.972 (Pro-stock) ***

The results are provisional until the end of the time limit for protests and appeals.


 Chief Time Keeper - Scott Laing


 Clerk of Course - Tom Williams



Computime Race Timing Systems Pty Ltd © 1996-2008


Licensed to Computime Race Timing Systems

www.computime.com.au

COMPUTIME RACE TIMING SYSTEMS PTY LTD

9 Timber Lane, Glen Waverley, Vic 3150. Ph : 0418 17 13 17

E-mail : scott@computime.com.au





2012



QBE

**Round 6 : Phillip Island GP Circuit : August 17 - 19****SUPERBIKE / PROSTOCK****Qualifying 1**

Date: 18/08/12
 Event: Q05
 Weather: Shower - Temp: 10.8C
 Track: Damp - Temp: 14.2C

Started at: 11:20:02
 Laps: 30 Min
 Starters: 25
 Printed at: 11:57

PROVISIONAL SPLIT TIMES


Lap	Split 1	Split 2	Split 3	Lap Time	Speed	Lap	Split 1	Split 2	Split 3	Lap Time	Speed
1 Glenn ALLERTON (NSW) (5th)						32 Ben HOOKE (VIC) (13th)					
1	47.541	48.745	32.695	2:08.981		1	48.794	50.611	34.980	2:14.385	
2	36.127	45.443	31.159	1:52.729	258	2	40.485	47.716	33.110	2:01.311	219
3	34.258	45.266	30.998	1:50.522	271	3	38.943	46.585	32.772	1:58.300	237
4	43.504	56.667	13:40.559	15:20.730	270	4	39.077	45.885	32.205	1:57.167	248
5	43.936	41.008	30.203	1:55.147		5	40.702	52.693	3:27.748	5:01.143	212
6	<u>31.747</u>	<u>38.900</u>	<u>29.804</u>	<u>1:40.451</u>	276	6	47.997	46.473	33.792	2:08.262	
5 Ben NICOLSON (VIC) (17th)						34 John PHELAN (VIC) (18th)					
1	48.814	50.538	33.765	2:13.117		1	51.000	57.724	37.591	2:26.315	
2	38.370	45.948	32.673	1:56.991	232	2	43.530	52.130	33.638	2:09.298	198
3	37.281	46.476	32.528	1:56.285	251	3	39.493	48.389	31.651	1:59.533	220
4	37.066	46.124	5:43.734	7:06.924	249	4	37.044	46.111	<u>31.384</u>	1:54.539	235
5	47.683	45.515	3:44.096	5:17.294		5	36.728	45.577	31.385	<u>1:53.690</u>	245
6	51.819	47.199	34.299	2:13.317		6	<u>36.100</u>	45.457	5:11.735	6:33.292	239
7	37.237	44.574	33.265	1:55.076	245	7	43.909	<u>45.040</u>	2:00.755	3:29.704	
8	<u>35.815</u>	<u>43.783</u>	<u>32.196</u>	<u>1:51.794</u>	255	36 Murray CLARK (QLD) (14th)					
7 Robert BUGDEN (QLD) (6th)						1	53.322	54.293	35.467	2:23.082	
1	50.410	49.169	31.306	2:10.885		2	39.990	48.450	32.367	2:00.807	220
2	38.040	44.646	7:13.406	8:36.092	227	3	36.758	45.433	31.385	1:53.576	241
3	48.059	55.429	33.860	2:17.348		4	<u>35.089</u>	44.059	31.860	1:51.008	253
4	36.679	44.070	31.009	1:51.758	251	5	35.199	44.768	30.951	1:50.918	248
5	34.375	42.747	30.775	1:47.897	268	6	35.100	44.590	31.454	1:51.144	256
6	33.996	42.001	31.167	1:47.164	278	7	35.745	44.455	31.501	1:51.701	246
7	35.573	42.163	30.402	1:48.138	252	8	36.664	47.783	8:06.281	9:30.728	242
8	32.647	39.497	<u>29.354</u>	1:41.498	274	9	46.639	48.763	33.456	2:08.858	
9	<u>32.350</u>	<u>39.370</u>	29.544	<u>1:41.264</u>	278	10	35.964	<u>43.507</u>	<u>30.575</u>	<u>1:50.046</u>	242
8 Alastair HOOGENBOEZEM (NZ) (23th)						38 Linden MAGEE (QLD) (24th)					
1	50.535	50.451	35.731	2:16.717		1	<u>47.240</u>	<u>46.036</u>	<u>29.930</u>	<u>2:03.206</u>	
2	<u>39.853</u>	<u>48.392</u>	<u>33.788</u>	<u>2:02.033</u>	203	41 Luke JOYCE (20th)					
12 Ben ATTARD (QLD) (2nd)						1	48.449	52.101	34.545	2:15.095	
1	48.539	52.477	34.511	2:15.527		2	38.872	49.529	32.975	2:01.376	235
2	37.423	47.341	31.880	1:56.644	234	3	37.710	47.433	32.450	1:57.593	241
3	35.917	45.096	31.046	1:52.059	251	Chief Time Keeper - Scott Laing					
4	36.543	46.203	11:36.313	12:59.059	239	Clerk of Course - Tom Williams					
5	43.139	48.475	34.968	2:06.582		Computime Race Timing Systems Pty Ltd © 1996-2008					
6	32.207	40.040	30.736	1:42.983	267	Licensed to Computime Race Timing Systems					
7	32.778	49.646	34.611	1:57.035	278	www.computime.com.au					

Scott Laing
 Chief Time Keeper - Scott Laing

Tom Williams
 Clerk of Course - Tom Williams



COMPUTIME RACE TIMING SYSTEMS PTY LTD
 9 Timber Lane, Glen Waverley, Vic 3150. Ph : 0418 17 13 17
 E-mail : scott@computime.com.au





2012



QBE

asbkr
australian superbike championships

MOTUL

**Round 6 : Phillip Island GP Circuit : August 17 - 19****SUPERBIKE / PROSTOCK****Qualifying 1**Date: 18/08/12
Event: Q05
Weather: Shower - Temp: 10.8C
Track: Damp - Temp: 14.2CStarted at: 11:20:02
Laps: 30 Min
Starters: 25
Printed at: 11:57**PROVISIONAL SPLIT TIMES**

Lap	Split 1	Split 2	Split 3	Lap Time	Speed	Lap	Split 1	Split 2	Split 3	Lap Time	Speed
8	31.528	39.195	29.705	1:40.428	276	4	37.524	45.995	31.874	1:55.393	239
9	31.346	38.071	29.345	1:38.762	278	5	36.608	45.679	32.733	1:55.020	244
17 Sophie LOVETT (NSW) (21th)						6	37.042	45.319	32.227	1:54.588	224
1	46.072	48.064	32.244	2:06.380		7	36.452	45.558	3:23.548	4:45.558	237
2	36.880	46.382	32.403	1:55.665	230	8	44.063	46.831	34.018	2:04.912	
3	37.383	46.294	32.269	1:55.946	224	43 Bryce VAN HOOFF (VIC) (12th)					
4	37.735	46.066	33.421	1:57.222	225	1	46.869	45.252	30.577	2:02.698	
18 Ben HENRY (QLD) (10th)						2	36.467	44.397	31.317	1:52.181	225
1	46.302	47.298	32.849	2:06.449		3	37.449	45.960	10:31.894	11:55.303	235
2	34.897	44.244	30.811	1:49.952	262	4	49.503	50.882	36.970	2:17.355	
3	33.927	42.403	30.454	1:46.784	266	5	36.384	42.330	30.174	1:48.888	223
4	34.508	42.482	30.430	1:47.420	267	47 Wayne MAXWELL (NSW) (1st)					
5	34.281	42.851	30.254	1:47.386	265	1	46.831	41.754	30.273	1:58.858	
6	34.075	43.406	2:58.085	4:15.566	266	2	31.921	39.053	30.796	1:41.770	269
7	42.004	1:22.393	32.556	2:36.953		3	31.219	38.851	29.432	1:39.502	272
8	35.123	42.831	30.976	1:48.930	258	4	31.313	39.475	28.942	1:39.730	276
21 Joshua WATERS (VIC) (4th)						5	31.722	38.520	29.072	1:39.314	271
1	47.767	48.103	32.102	2:07.972		6	31.023	38.288	28.474	1:37.785	271
2	35.173	43.258	29.720	1:48.151	279	52 Nicholas WATERS (VIC) (9th)					
3	42.977	55.144	14:37.212	16:15.333	278	1	58.496	52.568	38.114	2:29.178	
4	50.523	43.389	31.437	2:05.349		2	37.630	45.086	31.196	1:53.912	211
5	31.701	39.424	29.892	1:41.017	279	3	35.461	43.745	30.961	1:50.167	262
6	31.579	39.929	29.470	1:40.978	281	4	34.820	44.035	30.983	1:49.838	262
7	31.329	39.812	29.157	1:40.298	281	5	35.431	47.960	8:59.415	10:22.806	260
22 Nathan HOUTERMAN (QLD) (15th)						6	46.159	49.922	35.850	2:11.931	
1	52.659	50.712	1:34.360	3:17.731		7	33.914	40.959	31.190	1:46.063	267
2	49.519	46.814	37.254	2:13.587		8	34.085	42.462	52.224	2:08.771	273
3	39.116	45.753	35.707	2:00.576	236	9	39.075	46.086	30.653	1:55.814	191
4	36.535	43.185	33.742	1:53.462	231	54 Chris WACKER (QLD) (22th)					
5	35.202	42.092	33.509	1:50.803	248	1	54.173	53.335	37.331	2:24.839	
23 Scott CHARLTON (VIC) (8th)						2	41.543	50.111	35.817	2:07.471	203
1	42.945	42.076	30.932	1:55.953		3	39.999	48.142	34.472	2:02.613	227
2	33.487	39.699	30.974	1:44.160	271	4	38.331	47.130	33.617	1:59.078	242
24 Chas HERN (VIC) (11th)						5	37.865	46.483	33.315	1:57.663	242
1	48.466	44.488	31.096	2:04.050		6	38.203	45.922	32.127	1:56.252	232
						7	43.011	58.421	2:58.959	4:40.391	233
						8	54.530	50.659	35.098	2:20.287	

Chief Time Keeper - Scott Laing

Clerk of Course - Tom Williams


Computime Race Timing Systems Pty Ltd © 1996-2008
Licensed to Computime Race Timing Systems

www.computime.com.au

COMPUTIME RACE TIMING SYSTEMS PTY LTD

9 Timber Lane, Glen Waverley, Vic 3150. Ph : 0418 17 13 17

E-mail : scott@computime.com.au





2012



Round 6 : Phillip Island GP Circuit : August 17 - 19

SUPERBIKE / PROSTOCK

Qualifying 1

Date: 18/08/12
 Event: Q05
 Weather: Shower - Temp: 10.8C
 Track: Damp - Temp: 14.2C

Started at: 11:20:02
 Laps: 30 Min
 Starters: 25
 Printed at: 11:57

PROVISIONAL SPLIT TIMES

Lap	Split 1	Split 2	Split 3	Lap Time	Speed	Lap	Split 1	Split 2	Split 3	Lap Time	Speed
2	<u>35.078</u>	42.793	31.197	1:49.068	248	9	<u>37.601</u>	<u>45.842</u>	32.785	<u>1:56.228</u>	238
3	40.824	51.485	6:02.654	7:34.963	205						
4	42.714	43.954	31.599	1:58.267		64 Aaron MORRIS (NSW) (25th)					
5	35.093	<u>42.673</u>	<u>30.567</u>	<u>1:48.333</u>	252	1	48.508	45.778	<u>32.384</u>	<u>2:06.670</u>	
						2	<u>36.594</u>	<u>45.341</u>	1:31.968	2:53.903	238
27 Jamie STAUFFER (NSW) (3rd)						71 Phil LOVETT (NSW) (16th)					
1	45.279	45.856	7:37.528	9:08.663		1	49.476	48.867	2:49.333	4:27.676	
2	42.443	42.227	32.569	1:57.239		2	49.653	45.877	32.572	2:08.102	
3	32.282	38.815	31.204	1:42.301	269	3	36.200	44.414	<u>31.745</u>	1:52.359	241
4	31.687	38.516	29.824	1:40.027	274	4	<u>35.609</u>	<u>44.175</u>	31.750	<u>1:51.534</u>	251
5	31.512	<u>38.430</u>	<u>29.384</u>	<u>1:39.326</u>	274						
6	<u>31.213</u>	39.234	1:14.819	2:25.266	273	86 Beau BEATON (NSW) (7th)					
7	44.208	43.625	30.861	1:58.694		1	52.151	54.122	5:27.906	7:14.179	
8	33.717	40.044	30.159	1:43.920	269	2	45.812	45.898	32.379	2:04.089	
						3	36.197	44.218	31.760	1:52.175	263
						4	35.289	43.752	32.232	1:51.273	263
						5	37.941	47.881	6:35.045	8:00.867	260
						6	44.339	44.523	32.506	2:01.368	
						7	33.042	40.482	31.527	1:45.051	271
						8	33.809	41.528	31.008	1:46.345	271
						9	34.042	41.457	30.978	1:46.477	272
						10	<u>32.578</u>	<u>39.485</u>	<u>29.865</u>	<u>1:41.928</u>	273
						88 Jesse WACKER (QLD) (19th)					
						1	49.861	59.816	34.416	2:24.093	
						2	39.017	46.319	32.003	1:57.339	222
						3	<u>37.132</u>	<u>45.325</u>	<u>31.631</u>	<u>1:54.088</u>	245

*** Indicative qualifying time - 1:42.452 (Superbike) / 2:01.972 (Pro-stock) ***

The results are provisional until the end of the time limit for protests and appeals.

Scott Laing
Chief Time Keeper - Scott Laing

Tom Williams
Clerk of Course - Tom Williams



Computime Race Timing Systems Pty Ltd © 1996-2008


Licensed to Computime Race Timing Systems

www.computime.com.au

COMPUTIME RACE TIMING SYSTEMS PTY LTD

9 Timber Lane, Glen Waverley, Vic 3150. Ph : 0418 17 13 17

E-mail : scott@computime.com.au





2012



Round 6 : Phillip Island GP Circuit : August 17 - 19

SUPERBIKE / PROSTOCK

Qualifying 1

Date: 18/08/12
Event: Q05
Weather: Shower - Temp: 10.8C
Track: Damp - Temp: 14.2C

Started at: 11:20:02
Laps: 30 Min
Starters: 25
Printed at: 11:57

PROVISIONAL FASTEST LAPS SEQUENCE

Race Time	No	Name	Machine	Fastest Lap	On Lap
3:01.952	43	Bryce VAN HOOF (VIC)	Kawasaki ZX10R	2:02.698	1
4:54.133	43	Bryce VAN HOOF (VIC)	Kawasaki ZX10R	1:52.181	2
6:58.658	21	Joshua WATERS (VIC)	Suzuki GSX-R	1:48.151	2
18:00.753	18	Ben HENRY (QLD)	Suzuki GSX-R	1:46.784	3
21:37.991	27	Jamie STAUFFER (NSW)	Honda CBR-RR	1:42.301	3
23:18.018	27	Jamie STAUFFER (NSW)	Honda CBR-RR	1:40.027	4
24:57.344	27	Jamie STAUFFER (NSW)	Honda CBR-RR	1:39.326	5
28:53.273	47	Wayne MAXWELL (NSW)	Honda CBR-RR	1:39.314	5
30:31.058	47	Wayne MAXWELL (NSW)	Honda CBR-RR	1:37.785	6

*** Indicative qualifying time - 1:42.452 (Superbike) / 2:01.972 (Pro-stock) ***

The results are provisional until the end of the time limit for protests and appeals.

Chief Time Keeper - Scott Laing

Clerk of Course - Tom Williams



Computime Race Timing Systems Pty Ltd © 1996-2008


Licensed to Computime Race Timing Systems

www.computime.com.au

COMPUTIME RACE TIMING SYSTEMS PTY LTD

9 Timber Lane, Glen Waverley, Vic 3150. Ph : 0418 17 13 17

E-mail : scott@computime.com.au





2012



QBE

asbki

australian superbike championships

MOTUL

**Round 6 : Phillip Island GP Circuit : August 17 - 19****SUPERBIKE / PROSTOCK****Qualifying 1**

Date: 18/08/12
 Event: Q05
 Weather: Shower - Temp: 10.8C
 Track: Damp - Temp: 14.2C

Started at: 11:20:02
 Laps: 30 Min
 Starters: 25
 Printed at: 11:57

PROVISIONAL BEST PARTIAL TIMES

Pos	Name	Split 1		Split 2		Split 3		LAP	Ideal	Fastest
		Time	Name	Time	Name	Time	Name			
1	W. MAXWELL	31.023	B. ATTARD	38.071	W. MAXWELL	28.474	W. MAXWELL	1:37.785	1:37.785	
2	J. STAUFFER	31.213	W. MAXWELL	38.288	J. WATERS	29.157	B. ATTARD	1:38.762	1:38.762	
3	J. WATERS	31.329	J. STAUFFER	38.430	B. ATTARD	29.345	J. STAUFFER	1:39.027	1:39.326	
4	B. ATTARD	31.346	G. ALLERTON	38.900	R. BUGDEN	29.354	J. WATERS	1:39.910	1:40.298	
5	G. ALLERTON	31.747	R. BUGDEN	39.370	J. STAUFFER	29.384	G. ALLERTON	1:40.451	1:40.451	
6	R. BUGDEN	32.350	J. WATERS	39.424	G. ALLERTON	29.804	R. BUGDEN	1:41.074	1:41.264	
7	B. BEATON	32.578	B. BEATON	39.485	B. BEATON	29.865	B. BEATON	1:41.928	1:41.928	
8	S. CHARLTON	33.487	S. CHARLTON	39.699	L. MAGEE	29.930	S. CHARLTON	1:44.118	1:44.160	
9	L. MAGEE	33.890	N. WATERS	40.959	B. VAN HOOF	30.174	N. WATERS	1:45.526	1:46.063	
10	N. WATERS	33.914	L. MAGEE	41.737	B. HENRY	30.254	L. MAGEE	1:45.557	2:03.206	
11	B. HENRY	33.927	N. HOUTERMAN	42.092	C. HERN	30.567	B. HENRY	1:46.584	1:46.784	
12	C. HERN	35.078	B. VAN HOOF	42.330	M. CLARK	30.575	C. HERN	1:48.318	1:48.333	
13	M. CLARK	35.089	B. HENRY	42.403	N. WATERS	30.653	B. VAN HOOF	1:48.888	1:48.888	
14	B. HOOKE	35.094	C. HERN	42.673	S. CHARLTON	30.932	M. CLARK	1:49.171	1:50.046	
15	N. HOUTERMAN	35.202	B. HOOKE	42.910	J. PHELAN	31.384	B. HOOKE	1:49.598	1:49.902	
16	P. LOVETT	35.609	M. CLARK	43.507	B. HOOKE	31.594	N. HOUTERMAN	1:50.803	1:50.803	
17	B. NICOLSON	35.815	J. PHELAN	43.508	J. WACKER	31.631	J. PHELAN	1:50.992	1:53.690	
18	J. PHELAN	36.100	B. NICOLSON	43.783	P. LOVETT	31.745	P. LOVETT	1:51.529	1:51.534	
19	B. VAN HOOF	36.384	P. LOVETT	44.175	L. JOYCE	31.874	B. NICOLSON	1:51.794	1:51.794	
20	L. JOYCE	36.452	L. JOYCE	44.859	C. WACKER	32.127	L. JOYCE	1:53.185	1:54.588	
21	A. MORRIS	36.594	J. WACKER	45.325	B. NICOLSON	32.196	J. WACKER	1:54.088	1:54.088	
22	S. LOVETT	36.880	A. MORRIS	45.341	S. LOVETT	32.244	A. MORRIS	1:54.319	2:06.670	
23	J. WACKER	37.132	C. WACKER	45.842	A. MORRIS	32.384	S. LOVETT	1:55.121	1:55.665	
24	C. WACKER	37.601	S. LOVETT	45.997	N. HOUTERMAN	33.509	C. WACKER	1:55.570	1:56.228	
25	A. HOOGENBOEZEM	39.853	A. HOOGENBOEZEM	48.392	A. HOOGENBOEZEM	33.788	A. HOOGENBOEZEM	2:02.033	2:02.033	

*** Indicative qualifying time - 1:42.452 (Superbike) / 2:01.972 (Pro-stock) ***

The results are provisional until the end of the time limit for protests and appeals.

Scott Laing
 Chief Time Keeper - Scott Laing

Tom Williams
 Clerk of Course - Tom Williams



Computime Race Timing Systems Pty Ltd © 1996-2008

Licensed to Computime Race Timing Systems

www.computime.com.au**COMPUTIME RACE TIMING SYSTEMS PTY LTD**

9 Timber Lane, Glen Waverley, Vic 3150. Ph : 0418 17 13 17

E-mail : scott@computime.com.au